

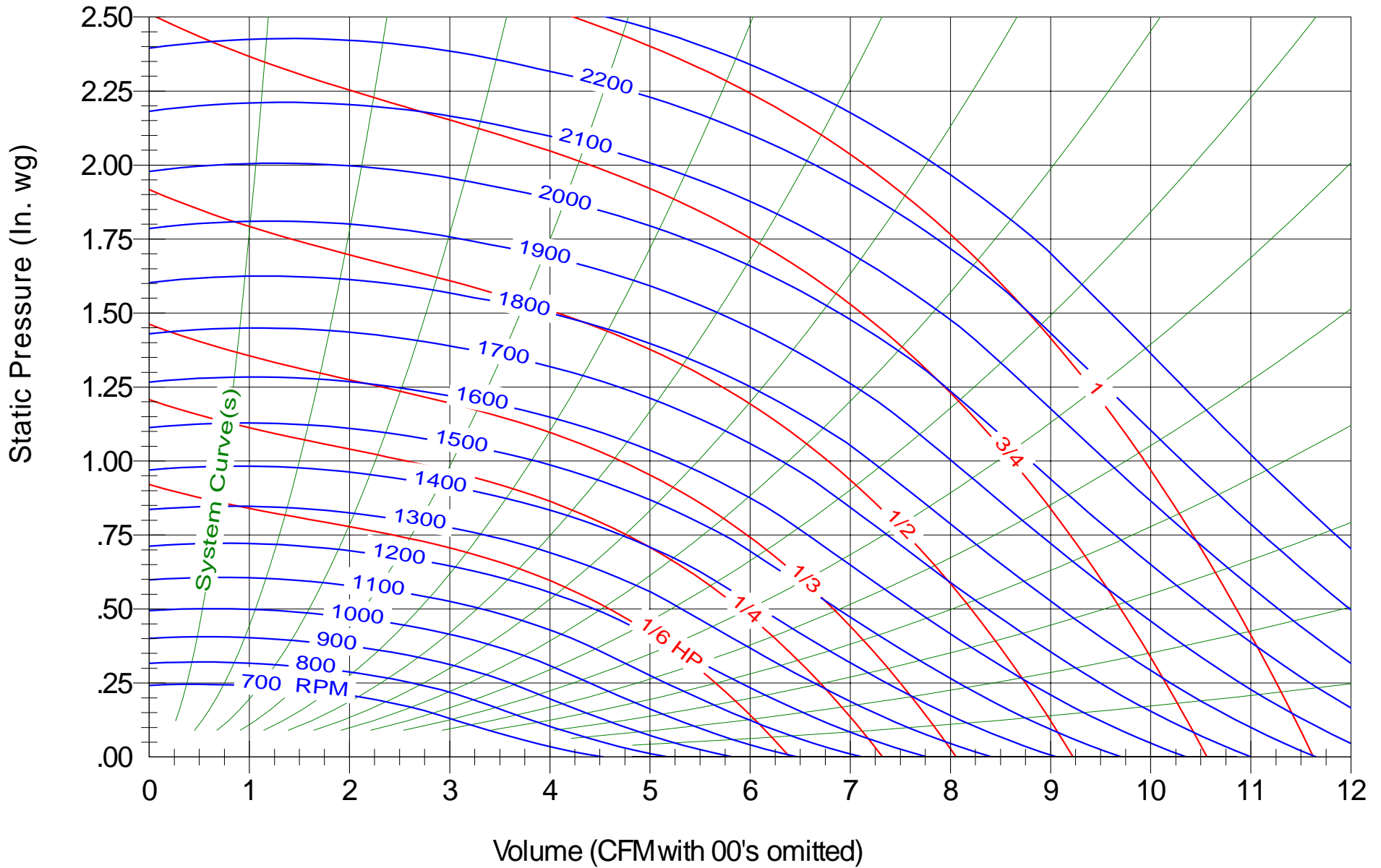
Model 407

Max Wheel RPM 2800
Shaft Diameter, In. 3/4"
Max HP 1

Performance curves based on tests made in accordance with A.M.C.A. 210-85. Tested with discharge duct. Horsepower does not include drive losses. Standard air density 0.075 Lb/Cu. Ft.

DELHI INDUSTRIES INC.
Delhi, Ontario
PH (519) 582 2440
Fax (519) 582 0581
www.delhi-industries.com

Printed: October 2002



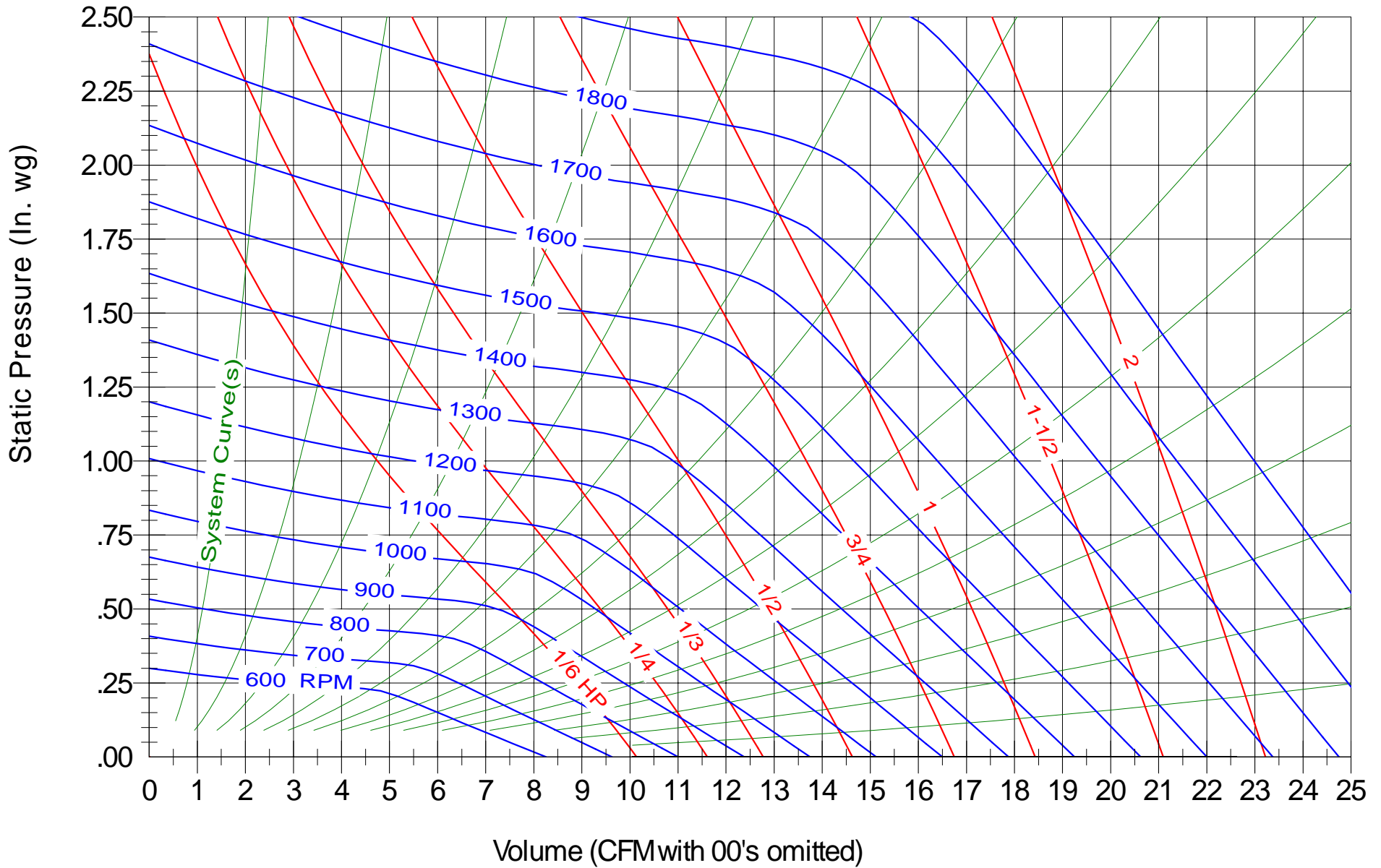
Model 409

Max Wheel RPM 2250
Shaft Diameter, In. 3/4"
Max HP 2

Performance curves based on tests made in accordance with A.M.C.A. 210-85. Tested with discharge duct. Horsepower does not include drive losses. Standard air density 0.075 Lb/Cu. Ft.

DELHI INDUSTRIES INC.
Delhi, Ontario
PH (519) 582 2440
Fax (519) 582 0581
www.delhi-industries.com

Printed: October 2002

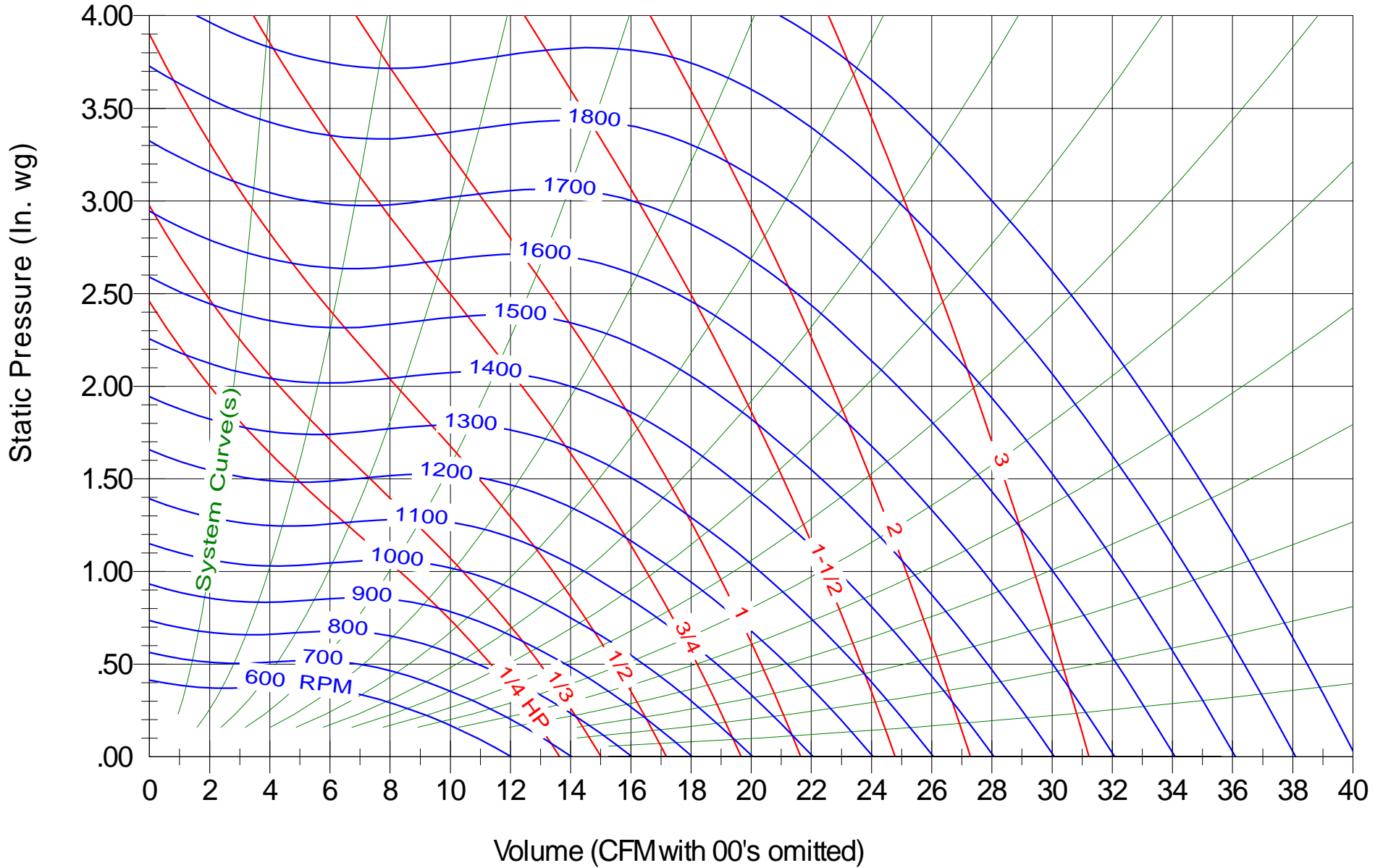


Model	410	610
Max Wheel RPM	2000	2000
Shaft Diameter, In.	3/4"	3/4"
Max HP	2	2

Performance curves based on tests made in accordance with A.M.C.A. 210-85. Tested with discharge duct. Horsepower does not include drive losses. Standard air density 0.075 Lb/Cu. Ft.

DELHI INDUSTRIES INC.
 Delhi, Ontario
 PH (519) 582 2440
 Fax (519) 582 0581
 www.delhi-industries.com

Printed: October 2002



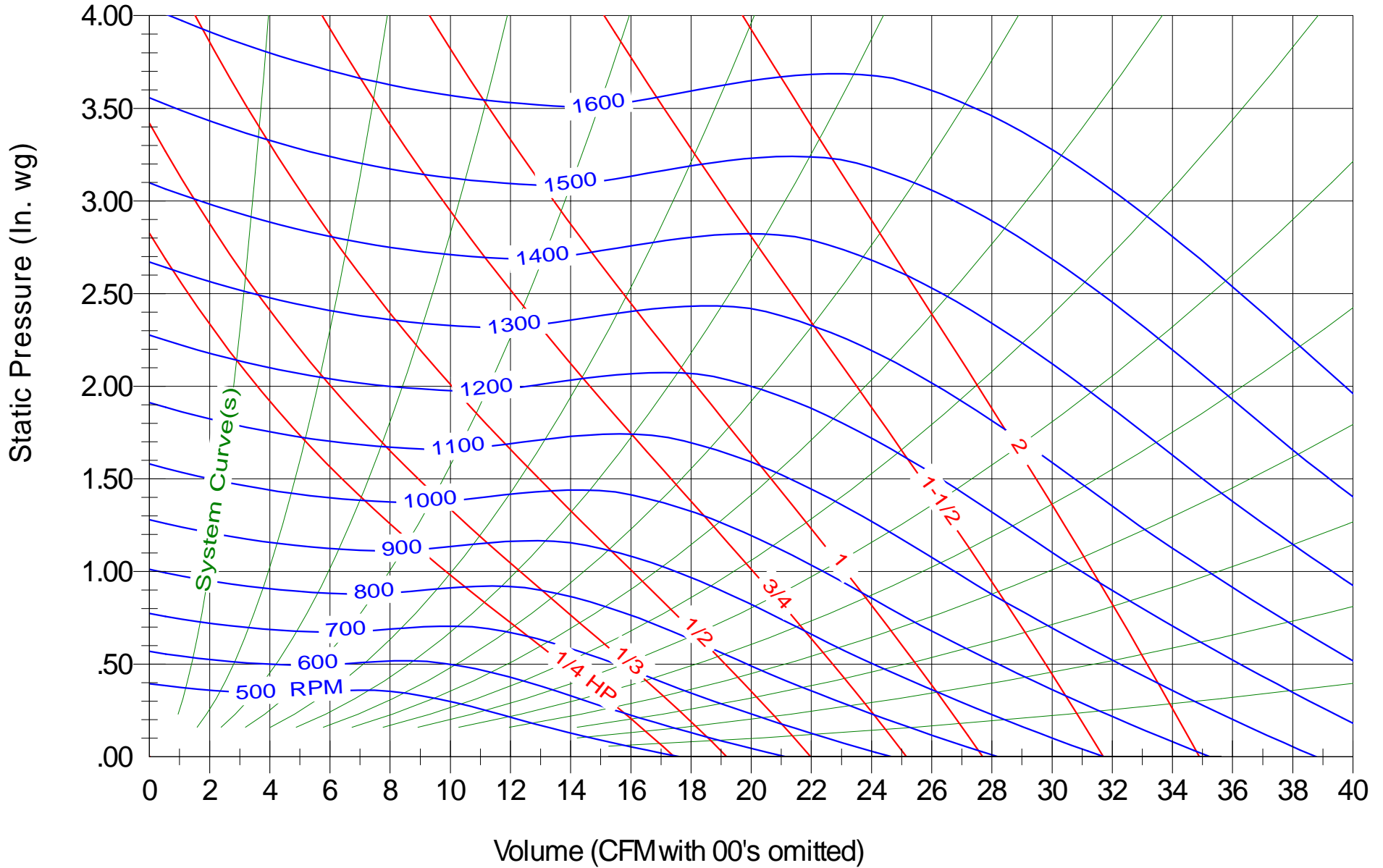
Model 412 612

Max Wheel RPM 1800 1800
Shaft Diameter, In. 3/4" 3/4"
Max HP 2 2

Performance curves based on tests made in accordance with A.M.C.A. 210-85. Tested with discharge duct. Horsepower does not include drive losses. Standard air density 0.075 Lb/Cu. Ft.

DELHI INDUSTRIES INC.
 Delhi, Ontario
 PH (519) 582 2440
 Fax (519) 582 0581
www.delhi-industries.com

Printed: October 2002

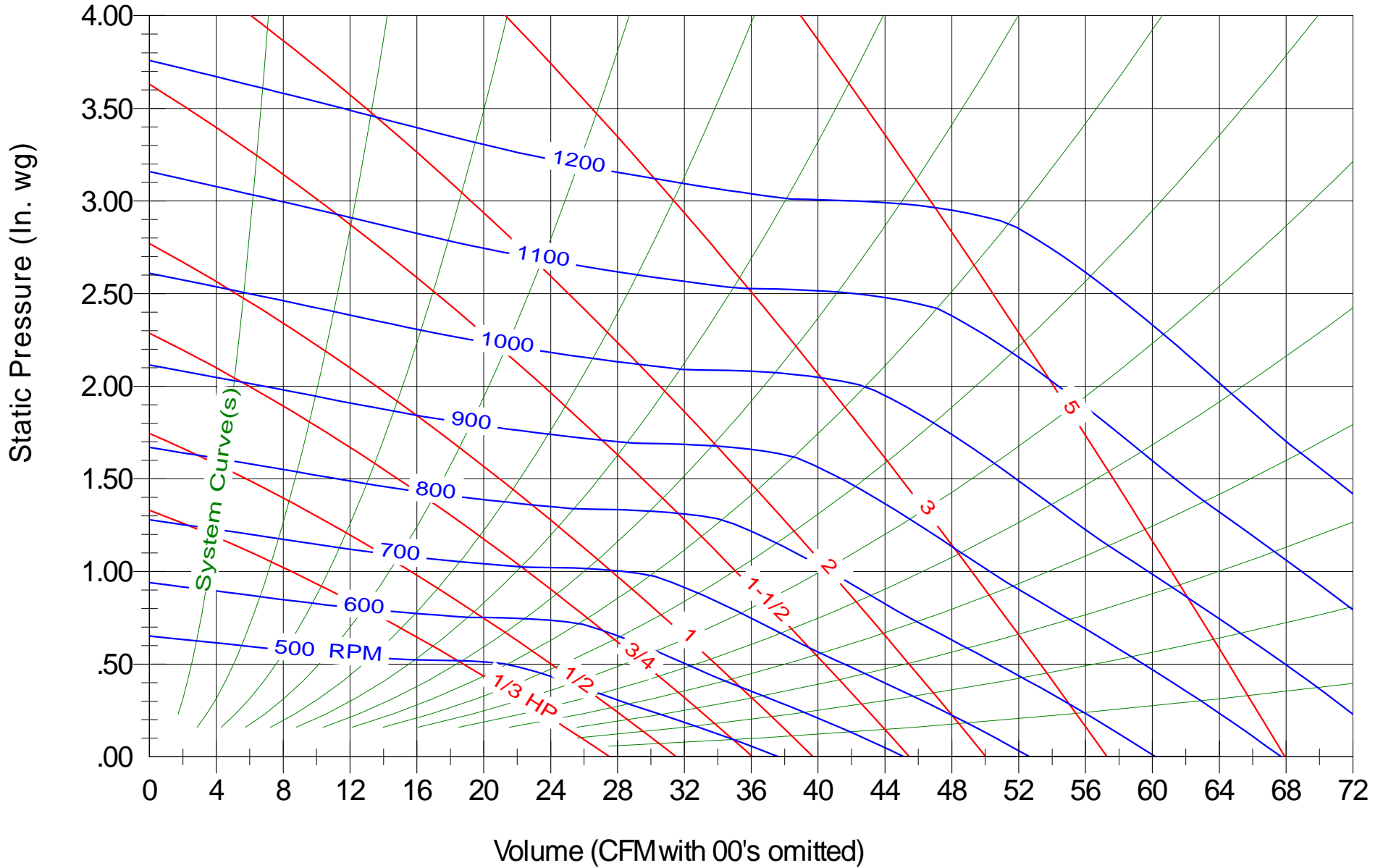


Model **415** **615**
Max Wheel RPM 1500 1500
Shaft Diameter, In. 1" 1"
Max HP 3 5

Performance curves based on tests made in accordance with A.M.C.A. 210-85. Tested with discharge duct. Horsepower does not include drive losses. Standard air density 0.075 Lb/Cu. Ft.

DELHI INDUSTRIES INC.
 Delhi, Ontario
 PH (519) 582 2440
 Fax (519) 582 0581
 www.delhi-industries.com

Printed: October 2002

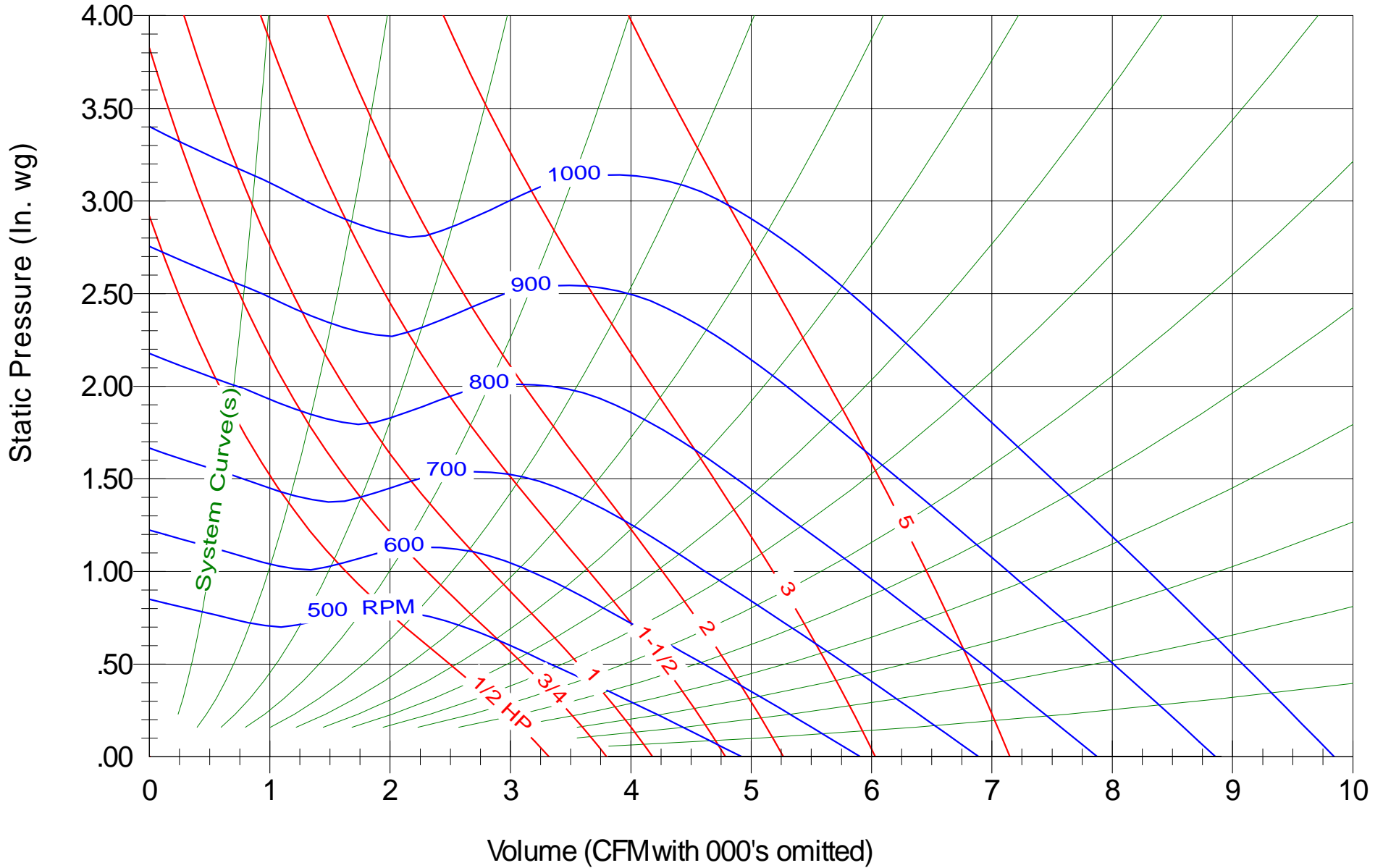


Model	418	618
Max Wheel RPM	1200	1200
Shaft Diameter, In.	1"	1"
Max HP	5	5

Performance curves based on tests made in accordance with A.M.C.A. 210-85. Tested with discharge duct. Horsepower does not include drive losses. Standard air density 0.075 Lb/Cu. Ft.

DELHI INDUSTRIES INC.
 Delhi, Ontario
 PH (519) 582 2440
 Fax (519) 582 0581
www.delhi-industries.com

Printed: October 2002

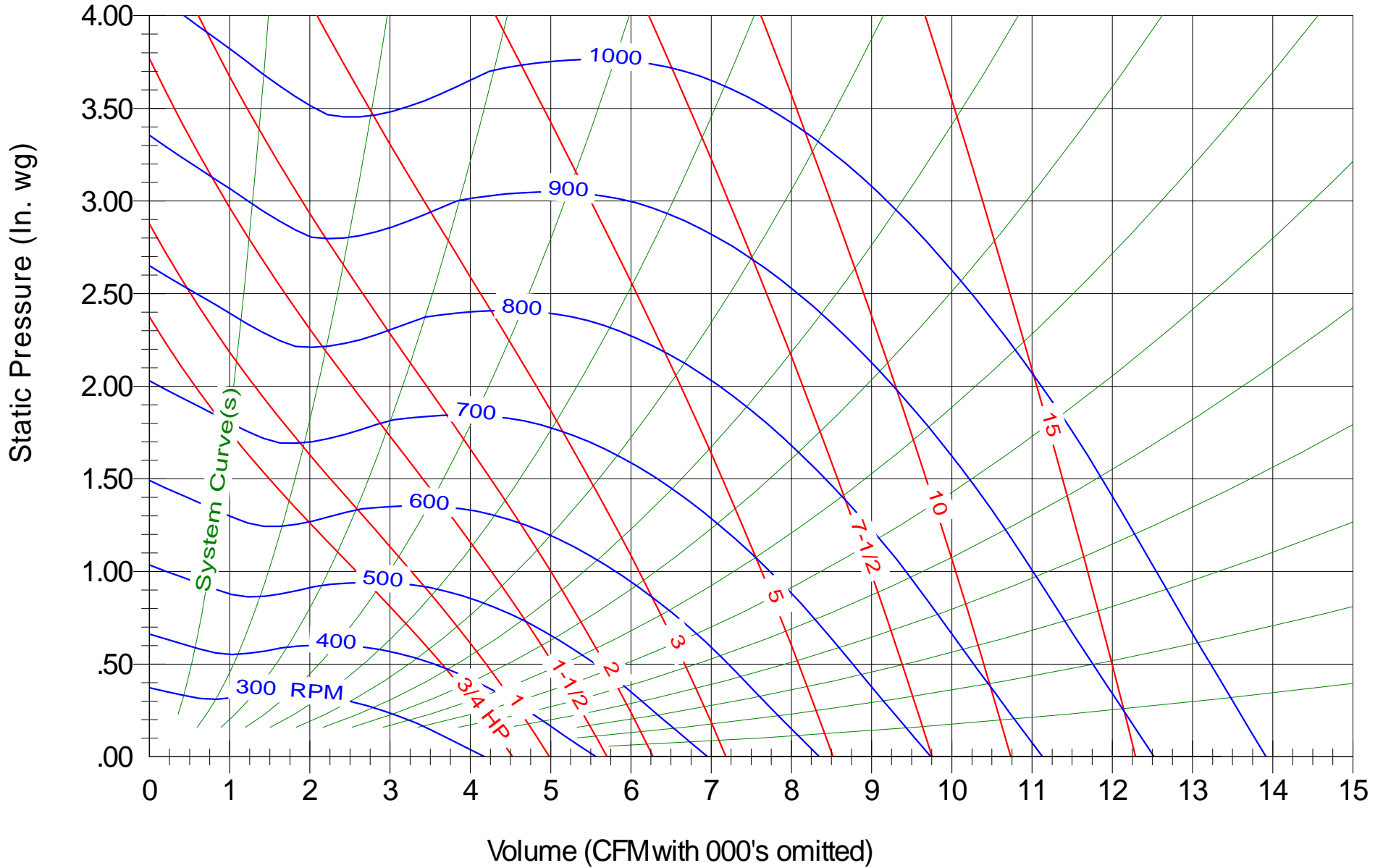


Model	420	620
Max Wheel RPM	1250	1250
Shaft Diameter, In.	1-3/16"	1-3/16"
Max HP	7-1/2	10

Performance curves based on tests made in accordance with A.M.C.A. 210-85. Tested with discharge duct. Horsepower does not include drive losses. Standard air density 0.075 Lb/Cu. Ft.

DELHI INDUSTRIES INC.
 Delhi, Ontario
 PH (519) 582 2440
 Fax (519) 582 0581
 www.delhi-industries.com

Printed: October 2002

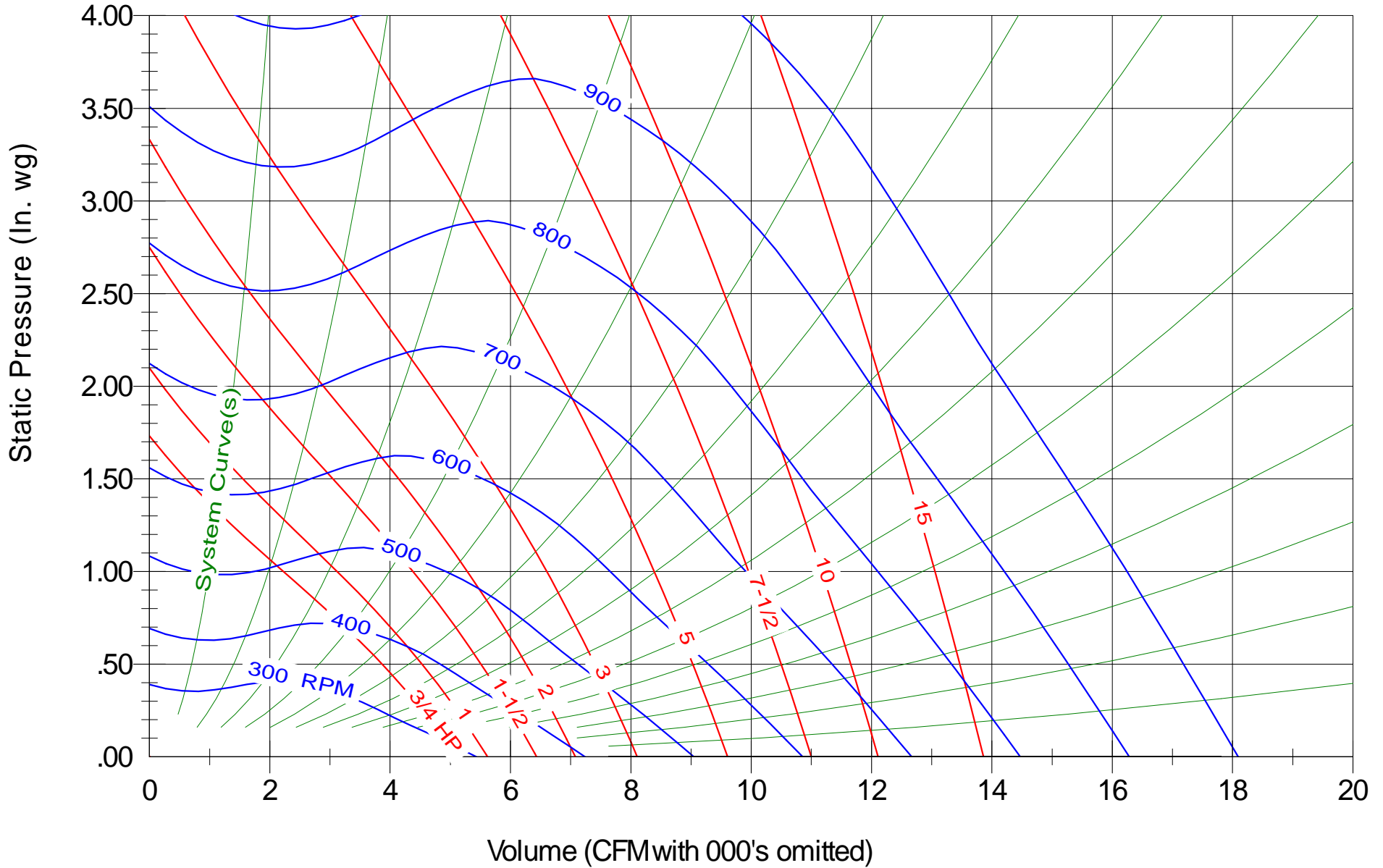


Model	422	622
Max Wheel RPM	1200	1200
Shaft Diameter, In.	1-3/16"	1-3/16"
Max HP	7-1/2	10

Performance curves based on tests made in accordance with A.M.C.A. 210-85. Tested with discharge duct. Horsepower does not include drive losses. Standard air density 0.075 Lb/Cu. Ft.

DELHI INDUSTRIES INC.
 Delhi, Ontario
 PH (519) 582 2440
 Fax (519) 582 0581
www.delhi-industries.com

Printed: October 2002



Model	425	625
Max Wheel RPM	1000	1000
Shaft Diameter, In.	1-3/16"	1-3/16"
Max HP	10	10

Performance curves based on tests made in accordance with A.M.C.A. 210-85. Tested with discharge duct. Horsepower does not include drive losses. Standard air density 0.075 Lb/Cu. Ft.

DELHI INDUSTRIES INC.
 Delhi, Ontario
 PH (519) 582 2440
 Fax (519) 582 0581
 www.delhi-industries.com

Printed: October 2002

