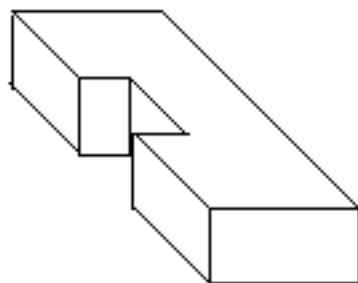
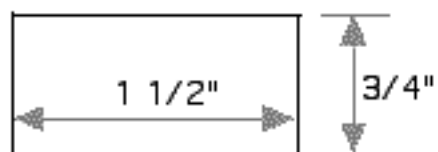
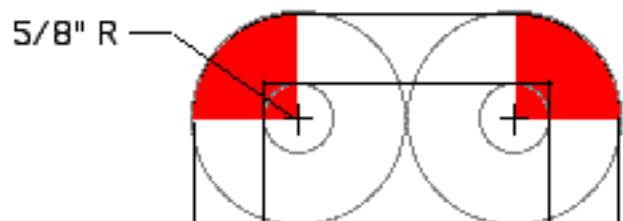


SEAT PART OF SEAT / LEG JOINT

1. Cut 1 1/2" wide by 3/4" deep dado in the edge of the chair seat for the leg to fit into later.
Seat stock is 3" W x 1 3/4" T

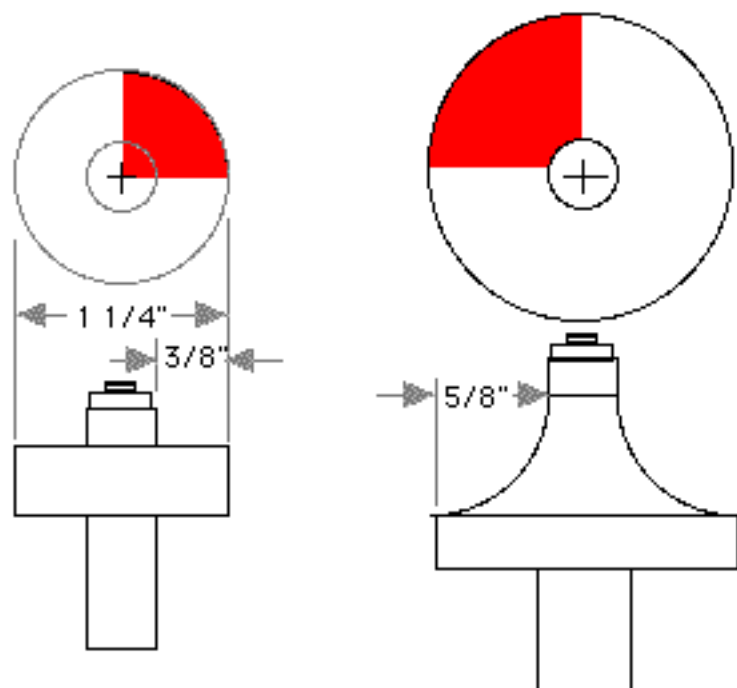
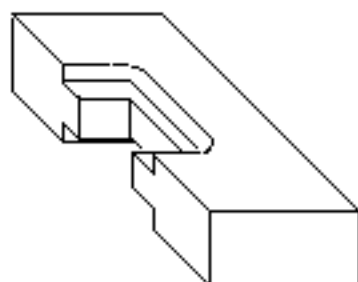
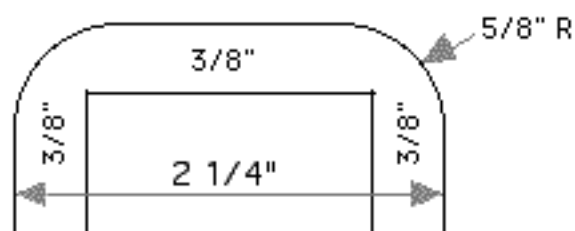


2. With a 3/8" rabbeting bit, using the 1 1/2" by 3/4" dado to guide the router bearing, route a rabbet on the top and bottom of the part.



Note that the 3/8" rabbeting bit has a diameter of 1 1/4". Half its diameter is 5/8 inches. A 5/8" roundover bit is required to cut the other part of this joint

This is what you have in the chair seat edge - leaving a 3/4" "tenon" centered in the thickness of the seat's edge.



3/8" Rabbet Bit

5/8" Roundover Bit